



**Ref No:** Locomotive parts

**Category:**

**Description:**

**Price (£):**

---



**Ref No:** L.1

**Category:** Locomotive parts

**Description:** Ashpan, 2-tab fixing (smaller locomotives). Etched brass

**Price (£):** 3.00

---



**Ref No:** L.2

**Category:** Locomotive parts

**Description:** Ashpan, 4-tab fixing (larger locomotives). Etched brass

**Price (£):** 3.75

---




**Ref No:** C/Ref.

**Category:** Locomotive parts

**Description:** Axle, knurled (front bogie, rear pony) - see Wheels and Axles section

**Price (£):**

---



**Ref No:** C/Ref.

**Category:** Locomotive parts

**Description:** Axle, knurled, Driving Wheel - see Wheels and Axles section

**Price (£):**

---



**Ref No:** L.3

**Category:** Locomotive parts

**Description:** Axle Nut, round, slotted (state for clockwork or electric)

**Price (£):** 1.80

---



**Ref No:** L.4

**Category:** Locomotive parts

**Description:** Axle Washer. Pack of 10

**Price (£):** 0.50

---



**Ref No:** L.5

**Category:** Locomotive parts

**Description:** Bogie Carrier, tinplate, 'H-shape'

**Price (£):** 4.00

---




**Ref No:** L.6

**Category:** Locomotive parts

**Description:** Bogie Weight - H-shape - casting to fit into above tinplate pressing

**Price (£):** 3.00

---



**Ref No:** L.7

**Category:** Locomotive parts

**Description:** Bogie Frame, 4-4-2 and later 4-4-4 types. (wheels and axles extra). For rear Pony, see Items L.132-L133 below, listed alphabetically under 'P')

**Price (£):** 12.00

---



**Ref No:** L.8

**Category:** Locomotive parts

**Description:** Bogie frame, front 4-4-2 and later 4-4-4 types, complete with wheels axles and washers, assembled and painted (does not include Pivot Bolt and Spring). (For rear Pony, see Items L.132-L.133 below, listed alphabetically under 'P')

**Price (£):** 27.00

---



**Ref No:** L.9

**Category:** Locomotive parts

**Description:** Bogie Frame, front, with guard irons, 4-4-0 types (wheels and axles extra)

**Price (£):** 13.00

---




**Ref No:** L.10

**Category:** Locomotive parts

**Description:** Bogie Frame, front, with guard irons, 4-4-0 types, with wheels, axles and washers, assembled and painted

**Price (£):** 27.50

---



**Ref No:** L.11

**Category:** Locomotive parts

**Description:** Bogie, front and rear, with swivel movement (2711 and 4-4-4 types), polished unpainted

**Price (£):** 6.00

---



**Ref No:** L.12

**Category:** Locomotive parts

**Description:** Bogie Pivot Bolt, long type (4-4-0 Specials and Princess Elizabeth) (without washer and spring)

**Price (£):** 2.25

---



**Ref No:** L.13

**Category:** Locomotive parts

**Description:** Bogie Pivot Bolt, long type (4.4.0 Specials and Princess Elizabeth) with Washer and Spring

**Price (£):** 3.50



**Ref No:** L.14

**Category:** Locomotive parts

**Description:** Bogie Pivot Bolt, short type (4-4-2 Tank and No. 3 type) (without washer and spring)

**Price (£):** 2.25



**Ref No:** L.15

**Category:** Locomotive parts

**Description:** Bogie Pivot Bolt, short type (4-4-2 Tank, No. 3 type) with Washer and Spring. Also even shorter type for some 271 ls.

**Price (£):** 3.50



**Ref No:** L.16

**Category:** Locomotive parts

**Description:** Bogie Compression Spring and Washer

**Price (£):** 1.50



**Ref No:** C/Ref.

**Category:** Locomotive parts

**Description:** Bogie Underframe- see Bogie Carrier, above

**Price (£):**



**Ref No:** L.17  
**Category:** Locomotive parts  
**Description:** Boiler Back detail (Cab detail), casting - specify type

**Price (£):** 9.00

---



**Ref No:** L.18  
**Category:** Locomotive parts  
**Description:** Boiler Back (cab detail) - M series (pre-used, as available)

**Price (£):** 1.50

---



**Ref No:** C/Ref.  
**Category:** Locomotive parts  
**Description:** Boiler Handrail - see 'Handrail'

**Price (£):**

---



**Ref No:** L.19  
**Category:** Locomotive parts  
**Description:** Boiler Tie-Rod, 2710, 2711 and 4-4-4 types, threaded each end (door handle extra)

**Price (£):** 5.00

---



**Ref No:** L.20  
**Category:** Locomotive parts  
**Description:** Boiler Top Feed, casting - Princess Elizabeth

**Price (£):** 2.50

---



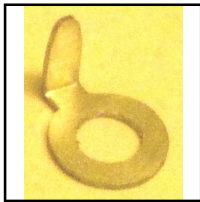
**Ref No:** L.21

**Category:** Locomotive parts

**Description:** Bracket, Engine Mounting - various, state type. £6.50 each; Pair £12.00

**Price (£):**

---



**Ref No:** L.22

**Category:** Locomotive parts

**Description:** Bracket, Locomotive Headlamp, central, with ring

**Price (£):** 1.75

---



**Ref No:** L.23

**Category:** Locomotive parts

**Description:** Bracket, locomotive headlamp, top of smokebox and front running plate.(tiny)

**Price (£):** 1.25

---



**Ref No:** C/Ref.

**Category:** Locomotive parts

**Description:** Brake/Water Column, floor mounted - see Tender section below

**Price (£):**

---



**Ref No:** C/Ref.

**Category:** Locomotive parts

**Description:** Brake Column, with handle, fascia-mounted - see Tender section below

**Price (£):**

---



**Ref No:** L.24  
**Category:** Locomotive parts  
**Description:** Brush Cap, brass, various sizes and threads. Each

**Price (£):** 3.25

---



**Ref No:** L.25  
**Category:** Locomotive parts  
**Description:** Buffer, brass with washer and nut, large (for smaller see 'coach/wagon' section)

**Price (£):** 3.50

---



**Ref No:** L.26  
**Category:** Locomotive parts  
**Description:** Buffer, oval (loco type and some tenders), casting (attach by solder or adhesive)

**Price (£):** 1.60

---



**Ref No:** C/Ref.  
**Category:** Locomotive parts  
**Description:** Buffer, round, without square shoulder, casting - see Tender and Wagon sections

**Price (£):**

---



**Ref No:** L.27  
**Category:** Locomotive parts  
**Description:** Buffer, cast, elliptical head, with square shoulder - Princess, front

**Price (£):** 1.80

---



**Ref No:** L.28

**Category:** Locomotive parts

**Description:** Buffer, cast, round head, with square shoulder - Eton loco. (also Eton & P.E. tender)

**Price (£):** 1.80

---




**Ref No:** L.29

**Category:** Locomotive parts

**Description:** Bulb, round-head, screw fitting. 6V, 12V, 24V.

**Price (£):** 1.95

---



**Ref No:** L.30

**Category:** Locomotive parts

**Description:** Bulb, flat-fronted, screw fitting (as original Hornby but clear). 24V

**Price (£):** 4.50

---




**Ref No:** L.31

**Category:** Locomotive parts

**Description:** Bulb-holder, Smokebox Door, plated and threaded, with terminal nut and washer - pre-used only, as available

**Price (£):** 13.00

---



**Ref No:** L.32


**Category:** Locomotive parts

**Description:** Bunker Back, early No. 1, with hole and slot.

**Price (£):** 6.00

---






**Ref No:** L.33  
**Category:** Locomotive parts  
**Description:** Bunker Back, early No. 1 2-hole.

**Price (£):** 6.50


---



**Ref No:** L.34  
**Category:** Locomotive parts  
**Description:** Bunker Back, early No. 1, no hole.

**Price (£):** 5.50


---



**Ref No:** L.35  
**Category:** Locomotive parts  
**Description:** Bunker Back, No. 1 and post-war, with lamp brackets.

**Price (£):** 6.50


---



**Ref No:** L.36  
**Category:** Locomotive parts  
**Description:** Bunker Back, 4-4-4T. Lipped, no brackets.

**Price (£):** 6.00


---



**Ref No:** L.37  
**Category:** Locomotive parts  
**Description:** Bunker Back, No. 2 Special Tank, with lamp brackets

**Price (£):** 6.00

---



**Ref No:** L.38  
**Category:** Locomotive parts  
**Description:** Bunker Back, No. 2 Special Tank, no brackets.

**Price (£):** 6.00

---



**Ref No:** L.39  
**Category:** Locomotive parts  
**Description:** Bunker Back, No. 2 Special Tank with integral buffer beam. Finished in primer grey with red bufferbeam.

**Price (£):** 11.00

---



**Ref No:** C/Ref.  
**Category:** Locomotive parts  
**Description:** Cab Grab Rail (Handrail) - see Handrail

**Price (£):**

---



**Ref No:** C/Ref.  
**Category:** Locomotive parts  
**Description:** Cab Detail (Boiler Back detail), casting - see Boiler, above

**Price (£):**


---



**Ref No:** L.40  
**Category:** Locomotive parts  
**Description:** Cab Roof - 2710, 2711, 4-4-4T, No. 2 Special Tank, No. 3 types.

**Price (£):** 7.50


---



**Ref No:** L.41  
**Category:** Locomotive parts  
**Description:** Cab Roof - D49 ('Yorkshire' and 'The Bramham Moor')

**Price (£):** 7.50


---



**Ref No:** L.42  
**Category:** Locomotive parts  
**Description:** Cab Roof Ventilator (L.M.S.'Compound')

**Price (£):** 2.50


---



**Ref No:** L.43  
**Category:** Locomotive parts  
**Description:** Cab Step-plate ('Fall-Plate') (2711), hinged, embossed.

**Price (£):** 7.50

---



**Ref No:** L.44  
**Category:** Locomotive parts  
**Description:** Cab Weight, with hole drilled through, 2711 and 4-4-4T

**Price (£):** 3.50

---



**Ref No:** L.45  
**Category:** Locomotive parts  
**Description:** Cab Weight, grated surface, no hole drilled through, No. 2 Specials and No. 3 types.

**Price (£):** 3.50

---



**Ref No:** L.46  
**Category:** Locomotive parts  
**Description:** Cab Weight, M-1 type under cab, left and right hand. Each

**Price (£):** 2.50

---



**Ref No:** L.47  
**Category:** Locomotive parts  
**Description:** Chimney, spun tinplate (M-series and 20/30 series).

**Price (£):** 3.00

---



**Ref No:** L.48  
**Category:** Locomotive parts  
**Description:** Chimney, No. 1 loco., & early type (2710) (tall, 2-lug fixing)

**Price (£):** 2.50

---



**Ref No:** L.49  
**Category:** Locomotive parts  
**Description:** Chimney, No 1, later and post-war, etc

**Price (£):** 2.00

---



**Ref No:** L.50  
**Category:** Locomotive parts  
**Description:** Chimney, No.1 Special and No. 3 types

**Price (£):** 2.00

---



**Ref No:** L.51  
**Category:** Locomotive parts  
**Description:** Chimney, No. 2 Special Tank type

**Price (£):** 2.00

---



**Ref No:** L.52  
**Category:** Locomotive parts  
**Description:** Chimney, No. 2 Special Tender G.W.R. type with band for copper finish

**Price (£):** 2.50

---



**Ref No:** L.53  
**Category:** Locomotive parts  
**Description:** Chimney, No. 2 Special Tender (L.N.E.R and Southern)

**Price (£):** 2.50

---



**Ref No:** L.54  
**Category:** Locomotive parts  
**Description:** Chimney, No. 2 Special Tender, L.M.S. Compound type

**Price (£):** 2.50

---



**Ref No:** L.55  
**Category:** Locomotive parts  
**Description:** Chimney, No. 2 (2711 and 4-4-4 types)

**Price (£):** 2.50

---



**Ref No:** L.56  
**Category:** Locomotive parts  
**Description:** Chimney, Nord type

**Price (£):** 2.00

---



**Ref No:** L.57  
**Category:** Locomotive parts  
**Description:** Clack Valve, with fittings (Eton)

**Price (£):** 3.50

---



**Ref No:** C/Ref.  
**Category:** Locomotive parts  
**Description:** Compression Spring - see 'Bogie'

**Price (£):**

---



**Ref No:** L.58  
**Category:** Locomotive parts  
**Description:** Connecting Rod and Piston, pair - state model type. £12.00 up to £20.00

**Price (£):**

---



**Ref No:** L.59  
**Category:** Locomotive parts  
**Description:** Control Knob, brass, with knurled edge. Available in 6BA (thick), 7BA (clockwork standard), 9BA (electric standard), 10BA (early thin type).

**Price (£):** 1.95

---




**Ref No:** L.60

**Category:** Locomotive parts

**Description:** Control Rod, steel, forward/reverse and brake on/off, shaped to suit locomotive and threaded to accept control knob. State model type and clockwork or electric. Pair £12-£15 (excludes knob)

**Price (£):**



**Ref No:** L.61

**Category:** Locomotive parts

**Description:** Coupling Rod, pair - state model type and clockwork or electric (Note: fluting not available on all supplies) .

**Price (£):** £8.00-£10.00




**Ref No:** L.62

**Category:** Locomotive parts

**Description:** Crank Nut, hexagonal, threaded 6BA, not surface slotted

**Price (£):** 1.50



**Ref No:** L.63

**Category:** Locomotive parts

**Description:** Crank Pin, knock-in type, long (rear pair), shorter (front pair). De luxe pair (knurled) £3.00. Economy pair (tolerance grip) £2.00

**Price (£):**




**Ref No:** L.64

**Category:** Locomotive parts

**Description:** Crank Pin, crescent-head, threaded, long (rear pair), short (front pair) (does not include Crank Nut, see above) Each

**Price (£):** 3.00



**Ref No:** L.65

**Category:** Locomotive parts

**Description:** Crosshead Slide Bars, No. 3 types, state left or right

**Price (£):** 9.50

---



**Ref No:** L.66

**Category:** Locomotive parts

**Description:** Crosshead and Slide Bars. 'Princess Elizabeth' - state left or right -

**Price (£):** 13.00

---




**Ref No:** L.67

**Category:** Locomotive parts

**Description:** Cylinders, 0-4-0 standard type, singles (pre-used)

**Price (£):** 2.00

---



**Ref No:** L.68

**Category:** Locomotive parts

**Description:** Cylinders, pair on bridge, post-1945 type (pre-used, as available)

**Price (£):** 5.00

---



**Ref No:** L.69

**Category:** Locomotive parts

**Description:** Cylinder Pressing, M series (pre-used)

**Price (£):** 4.00

---





**Ref No:** L.70

**Category:** Locomotive parts

**Description:** Cylinders, casting - Yorkshire,. Bramham Moor. Pair

**Price (£):** 8.00

---



**Ref No:** L.71

**Category:** Locomotive parts

**Description:** Cylinders, casting, Bedford. Pair

**Price (£):** 8.00

---



**Ref No:** L.72

**Category:** Locomotive parts

**Description:** Cylinders, casting, Compound . Pair

**Price (£):** 8.00

---



**Ref No:** L.73

**Category:** Locomotive parts

**Description:** Cylinders, Princess Elizabeth. Pair. LIMITED STOCK

**Price (£):** 22.00

---



**Ref No:** C/Ref.

**Category:** Locomotive parts

**Description:** Disc, locomotive route and train type code, - see Route Disc.

**Price (£):**

---



**Ref No:** L.74

**Category:** Locomotive parts

**Description:** Dome, casting, No. 2 Special Tank type

**Price (£):** 1.75

---



**Ref No:** L.75

**Category:** Locomotive parts

**Description:** Dome, deep, casting. No. 2 and 4-4-4T type

**Price (£):** 2.25

---



**Ref No:** L.76

**Category:** Locomotive parts

**Description:** Dome, casting, shallow, Nord type

**Price (£):** 2.50

---



**Ref No:** L.77

**Category:** Locomotive parts

**Description:** Dome, casting, No. 3 type

**Price (£):** 1.75

---



**Ref No:** L.78

**Category:** Locomotive parts

**Description:** Dome, casting, Compound type, deep

**Price (£):** 2.50

---




**Ref No:** L.79

**Category:** Locomotive parts

**Description:** Dome, tinplate or brass, 101, M3 etc. (pre-used, as available, may be devoid of tabs)

**Price (£):** 1.50

---



**Ref No:** C/Ref.

**Category:** Locomotive parts

**Description:** Door Handle, smokebox - see Smokebox

**Price (£):** 3.50

---



**Ref No:** L.80

**Category:** Locomotive parts

**Description:** Drawbar, affixed to loco, right-angled. 1-inch drop, with fixing eyelet

**Price (£):** 2.75

---



**Ref No:** L.81

**Category:** Locomotive parts

**Description:** Drawbar, Princess Elizabeth

**Price (£):** 3.25

---



**Ref No:** L.82

**Category:** Locomotive parts

**Description:** Drawbar/Hook, hook and slot 'M' type, with eyelet (rivet)

**Price (£):** 2.00

---



**Ref No:** C/Ref.  
**Category:** Locomotive parts  
**Description:** Engine Mounting Brackets, see 'Mechanism Mounting Bracket'

**Price (£):**


---



**Ref No:** C/Ref.  
**Category:** Locomotive parts  
**Description:** Handle - see application, eg. Smokebox, Brake, etc.

**Price (£):**


---



**Ref No:** L.83  
**Category:** Locomotive parts  
**Description:** Handrail, Boiler, straight (Compound and L-1). 6.5 inch (16.5cm). also 4-inch (10cm) for No. 0 type

**Price (£):** 3.00


---



**Ref No:** L.84  
**Category:** Locomotive parts  
**Description:** Handrail, Boiler, straight (No. 3 types, Scot, Scotsman, Nelson, Castle), 2 separate pieces, lipped into smokebox (18.5cm, 7¼-inches). Price for pair

**Price (£):** 6.50


---



**Ref No:** L.85  
**Category:** Locomotive parts  
**Description:** Handrail, Boiler, short (5.5cm, 2¼-inches), 1-piece, No. 2 Special Tank clock-work.  
Handrail, Boiler, short (5.5cm, 2¼-inches), No. E2 Special Tank (el

**Price (£):** 3.50

---




**Ref No:** L.86

**Category:** Locomotive parts

**Description:** Handrail, Boiler, 1-piece, lipped inside smokebox (101T, 40T etc.)

**Price (£):** 3.50

---



**Ref No:** L.87

**Category:** Locomotive parts

**Description:** Handrail, Boiler, smokebox profile type, thin rod: No. 1 Tender loco. (1929-1932 only) - for earlier type, see L.84)

**Price (£):** 5.00

---



**Ref No:** L.88

**Category:** Locomotive parts

**Description:** Handrail, Boiler, smokebox profile type, thin rod: No. 1 Tank loco. (1929-1932 only) - for earlier type, see L.84)

**Price (£):** 4.50

---




**Ref No:** L.89

**Category:** Locomotive parts

**Description:** Handrail, Boiler, smokebox profile type (No. 1 Special Tender types and No. 2 Special Tender types GW and LNER only)

**Price (£):** 5.50

---



**Ref No:** L.90

**Category:** Locomotive parts

**Description:** Handrail, Boiler, smokebox profile type (No. 1 Special Tank)

**Price (£):** 5.00

---



**Ref No:** L.91

**Category:** Locomotive parts

**Description:** Handrail, Boiler, smokebox profile type, '2711' 4-4-0 Tender Loco., thick gauge rod

**Price (£):** 6.00



**Ref No:** L.92

**Category:** Locomotive parts

**Description:** Handrail, Cab side ('Grab Rail'). No. 2 Special Tank Loco. and 2711, 4-4-4T, only in single piece brass

**Price (£):** 2.10



**Ref No:** L.93

**Category:** Locomotive parts

**Description:** Handrail, Cab side (4-4-0 type) wire with 2 white-metal fixing knobs (also applied to some tenders). Fine turned type £4.25 each; Economy type £2.75 each

**Price (£):**



**Ref No:** L.94

**Category:** Locomotive parts

**Description:** Handrail Knob, Boiler, brass, with grub screw, nut fixing, 2711 and 4-4-4T (very large bore, 3.5mm)

**Price (£):** 3.75



**Ref No:** L.95

**Category:** Locomotive parts

**Description:** Handrail Knob, Boiler, brass, without grub screw, nut fixing, early 0-4-0 and Zulu, (large bore)

**Price (£):** 3.45



**Ref No:** L.96  
**Category:** Locomotive parts  
**Description:** Handrail Knob (Boiler), No. 1 Special

**Price (£):** 2.95

---



**Ref No:** L.97  
**Category:** Locomotive parts  
**Description:** Handrail Knob (Boiler), No.3 clockwork type

**Price (£):** 2.65

---



**Ref No:** L.98  
**Category:** Locomotive parts  
**Description:** Handrail Knob (Boiler) No. 2 Special tender types (small bore)

**Price (£):** 2.35

---



**Ref No:** L.99  
**Category:** Locomotive parts  
**Description:** Handrail Knob (Boiler) Princess Elizabeth, long stand-off, nickel-plated

**Price (£):** 2.50

---



**Ref No:** L.100  
**Category:** Locomotive parts  
**Description:** Handrail Knob, some M3 and No. 1, post-war 501, etc.

**Price (£):** 2.65

---



**Ref No:** L.101  
**Category:** Locomotive parts  
**Description:** Handrail Knob, cast, large bore (No. 0 types)

**Price (£):** 1.25

---



**Ref No:** L.102  
**Category:** Locomotive parts  
**Description:** Handrail Knob, threaded, Princess Elizabeth smokebox. Set of 4

**Price (£):** 10.00

---



**Ref No:** C/Ref.  
**Category:** Locomotive parts  
**Description:** Headlamp, Locomotive - see 'Lamp'

**Price (£):**

---



**Ref No:** L.103  
**Category:** Locomotive parts  
**Description:** Hooter (Whistle) - Princess Elizabeth

**Price (£):** 6.00

---




**Ref No:** C/Ref.  
**Category:** Locomotive parts  
**Description:** Key, winding - see 'Winding Key'.

**Price (£):**

---





**Ref No:** C/Ref.  
**Category:** Locomotive parts  
**Description:** Knob - Control (cab fitting) - see Control Knob

**Price (£):**

---



**Ref No:** C/Ref.  
**Category:** Locomotive parts  
**Description:** Knob, Handrail - see Handrail Knob

**Price (£):**

---



**Ref No:** C/Ref.  
**Category:** Locomotive parts  
**Description:** Lamp Bracket - see 'Bracket'

**Price (£):**

---



**Ref No:** C/Ref.  
**Category:** Locomotive parts  
**Description:** Lamp-Holder (fits into smokebox door) - see 'Bulb-Holder'.

**Price (£):**

---



**Ref No:** L.104  
**Category:** Locomotive parts  
**Description:** Lamp, Locomotive, fixed type with double-facing lenses and wire handle, spigot fixing (non-operative casting)

**Price (£):** 2.25

---



**Ref No:** L.105

**Category:** Locomotive parts

**Description:** Lamp, Locomotive, removable, with under-slot but no open handle (non - operative casting) - various types - state model.

**Price (£):** 1.50

---



**Ref No:** L.106

**Category:** Locomotive parts

**Description:** Lamp, Locomotive, removable, with wire handle and under-slot at rear of base (pre-war, non-operative casting)

**Price (£):** 2.25

---



**Ref No:** C/Ref.

**Category:** Locomotive parts

**Description:** Lamp, Tail and Side - see Tender and Wagon sections

**Price (£):**

---



**Ref No:** C/Ref.

**Category:** Locomotive parts

**Description:** Mechanism Mounting Brackets - see Engine, above

**Price (£):**

---



**Ref No:** L.107

**Category:** Locomotive parts

**Description:** Mechanism Throw Weight (for automatic reversing mechanism)

**Price (£):** 1.75

---



**Ref No:** L.108  
**Category:** Locomotive parts  
**Description:** Mounting Bracket - mechanism - state model type and clockwork or electric. Each  
**Price (£):** 5.50

---



**Ref No:** C/Ref.  
**Category:** Locomotive parts  
**Description:** Mounting frame, under front bogie No. 3 types - see Bogie Carrier, above  
**Price (£):**

---



**Ref No:** L.109  
**Category:** Locomotive parts  
**Description:** Nameplate, County of Bedford shape, tinplate, unpainted, limited supplies  
**Price (£):** 7.00

---



**Ref No:** L.110  
**Category:** Locomotive parts  
**Description:** Nameplate, No. 3 type, tinplate, unpainted  
**Price (£):** 7.00

---



**Ref No:** C/Ref.  
**Category:** Locomotive parts  
**Description:** Nut, Crank - see 'Crank' above  
**Price (£):**


---



**Ref No:** C/Ref.  
**Category:** Locomotive parts  
**Description:** Nut, Wheel axle, round, slotted - see 'Axle Nut'

**Price (£):** 1.75


---



**Ref No:** L.111  
**Category:** Locomotive parts  
**Description:** Pick-up shoe, steel. Pair

**Price (£):** 7.00

---



**Ref No:** L.112  
**Category:** Locomotive parts  
**Description:** Pick-up Shoe Torsion Spring

**Price (£):** 3.00

---



**Ref No:** C/Ref.  
**Category:** Locomotive parts  
**Description:** Piston and Connecting Rod - see Connecting Rod, above

**Price (£):**

---



**Ref No:** C/Ref.  
**Category:** Locomotive parts  
**Description:** Pivot Bolt, front bogie - see 'Bogie Pivot Bolt'

**Price (£):**

---



**Ref No:** C/Ref.  
**Category:** Locomotive parts  
**Description:** Pivot Bolt Spring - see Bogie Spring, above

**Price (£):**

---



**Ref No:** C/Ref.  
**Category:** Locomotive parts  
**Description:** Pivot bolt Washer - see 'Bogie'

**Price (£):** 0.10

---



**Ref No:** L.113  
**Category:** Locomotive parts  
**Description:** Pony Truck, 4-4-2 types, complete with wheels, axles and washers

**Price (£):** 22.00

---



**Ref No:** L.114  
**Category:** Locomotive parts  
**Description:** Pony Truck, 4-4-2 types, frame only (with weight, without axles or wheels)

**Price (£):** 13.00

---



**Ref No:** L.115  
**Category:** Locomotive parts  
**Description:** Pony Truck Weight, 4-4-2 types

**Price (£):** 2.50

---



**Ref No:** L.116  
**Category:** Locomotive parts  
**Description:** Reversing Mechanism Arm, with 'fish-tail'

**Price (£):** 8.50


---



**Ref No:** C.Ref.  
**Category:** Locomotive parts  
**Description:** Rod - Control (Forward-reverse and Stop-start- see 'L.60-Control Rod')

**Price (£):**


---



**Ref No:** C/Ref.  
**Category:** Locomotive parts  
**Description:** Roof, Cab, - see 'Cab Roof'

**Price (£):** 6.00

---



**Ref No:** C/Ref.  
**Category:** Locomotive parts  
**Description:** Roof, Cab, Ventilator, L.M.S. 'Compound' - see 'Cab'

**Price (£):**

---



**Ref No:** L.117  
**Category:** Locomotive parts  
**Description:** Route Disc (S.R.), casting, with under-slot, Painted white.

**Price (£):** 0.75

---



**Ref No:** L.118  
**Category:** Locomotive parts  
**Description:** Safety Valve, casting, pair on rectangular base

**Price (£):** 1.95

---



**Ref No:** L.119  
**Category:** Locomotive parts  
**Description:** Safety Valve Cover, casting, with side-feeds (G.W.R. locos)

**Price (£):** 1.95

---



**Ref No:** L.120  
**Category:** Locomotive parts  
**Description:** Safety Valve Cover, casting, early 'Witches Hat' type (G.W.R. locos.)

**Price (£):** 1.70

---



**Ref No:** L.121  
**Category:** Locomotive parts  
**Description:** Safety Valve, casting, pair on oval base, No. 1 Special and L.N.E.R Specials.

**Price (£):** 2.00


---



**Ref No:** L.122  
**Category:** Locomotive parts  
**Description:** Safety Valve Pressure Relief & Whistle Lever, No. 2 (2711 and 4-4-4T, except G.W.R.)

**Price (£):** 2.25

---



**Ref No:** L.123  
**Category:** Locomotive parts  
**Description:** Safety Valve, Eton

**Price (£):** 3.00

---



**Ref No:** C/Ref.  
**Category:** Locomotive parts  
**Description:** Safety Valve Top Feed Cover - Princess Elizabeth -see Boiler Feed, above

**Price (£):**


---



**Ref No:** L.124  
**Category:** Locomotive parts  
**Description:** Safety Valve with whistle combined - No. 3 types (button format)

**Price (£):** 1.50

---



**Ref No:** C/Ref.  
**Category:** Locomotive parts  
**Description:** Slide Bar, No. 3 - see 'Crosshead', above

**Price (£):**

---




**Ref No:** L.125  
**Category:** Locomotive parts  
**Description:** Smokebox Cradle (Saddle), small

**Price (£):** 2.00

---





**Ref No:** L.126  
**Category:** Locomotive parts  
**Description:** Smokebox Door. 2710 and 2711, pre-used as available.

**Price (£):** 10.00



**Ref No:** L.127  
**Category:** Locomotive parts  
**Description:** Smokebox Door, Eton (electric is without bulb-holder). Pre-used, as available

**Price (£):** 12.00



**Ref No:** L.128  
**Category:** Locomotive parts  
**Description:** Smokebox Door, No. 1 Special, Pre-used, as available. State clockwork or electric

**Price (£):** 10.00



**Ref No:** L.129  
**Category:** Locomotive parts  
**Description:** Smokebox Door, No. 2 Special Tender type, L.N.E.R. and G.W.R. Pre-used, as available. (state clockwork or electric) c/w £12.00, electric £16.50

**Price (£):**



**Ref No:** L.130  
**Category:** Locomotive parts  
**Description:** Smokebox Door, 101, 501 etc, twin handles. Pre-used, as available.

**Price (£):** 9.50



**Ref No:** L.131  
**Category:** Locomotive parts  
**Description:** Smokebox Door Handle - Single handle type, threaded (2711)

**Price (£):** 3.75

---



**Ref No:** L.132  
**Category:** Locomotive parts  
**Description:** Smokebox Door Handle - double-dart type, with fixing bolt/nut.

**Price (£):** 4.50

---



**Ref No:** L.133  
**Category:** Locomotive parts  
**Description:** Splasher, short (early 2710, etc)

**Price (£):** 4.00

---



**Ref No:** L.134  
**Category:** Locomotive parts  
**Description:** Splasher, long, with key aperture. Pre-used, as available

**Price (£):** 7.50

---



**Ref No:** C/Ref.  
**Category:** Locomotive parts  
**Description:** Spring, bogie - see bogie, above

**Price (£):**

---



**Ref No:** L.135  
**Category:** Locomotive parts  
**Description:** Steam Pipe, Princess Elizabeth , casting, state left or right  
**Price (£):** 2.50

---




**Ref No:** L.136  
**Category:** Locomotive parts  
**Description:** Step, tinplate, 2711 and 4-4-4 Tank, side fixing 'Y-profile'  
**Price (£):** 4.50

---




**Ref No:** L.137  
**Category:** Locomotive parts  
**Description:** Step, tinplate,. 2711 Tender Loco. under-cab corner fixing - state left or right  
**Price (£):** 4.50

---




**Ref No:** L.138  
**Category:** Locomotive parts  
**Description:** Step, standard, tinplate, under cab and side of frame  
**Price (£):** 4.50

---



**Ref No:** L.139  
**Category:** Locomotive parts  
**Description:** Step, side frame, L.M.S. Compound (3-piece)  
**Price (£):** 7.00

---



**Ref No:** C/Ref.

**Category:** Locomotive parts

**Description:** Swivel assembly, No. 2 front and rear bogie/pony - see bogie, above

**Price (£):**

---




**Ref No:** C/Ref.

**Category:** Locomotive parts

**Description:** Throw Weight (automatic reversing) - see 'Mechanism'

**Price (£):**

---



**Ref No:** C/Ref.

**Category:** Locomotive parts

**Description:** Torsion Spring - see 'Pick-up'

**Price (£):**

---



**Ref No:** C/Ref.

**Category:** Locomotive parts

**Description:** Under-cab step - see step, above

**Price (£):**

---



**Ref No:** L.140

**Category:** Locomotive parts

**Description:** Vacuum Pipe, engine and tender, with fixing bracket

**Price (£):** 1.50


---



**Ref No:** C/Ref.  
**Category:** Locomotive parts  
**Description:** Valve, Safety - see Safety valve

**Price (£):**

---



**Ref No:** C/Ref.  
**Category:** Locomotive parts  
**Description:** Ventilator, Cab Roof - see roof, above

**Price (£):**

---



**Ref No:** L.141  
**Category:** Locomotive parts  
**Description:** Washer, assorted. £0.05 up to £0.20 each

**Price (£):**

---



**Ref No:** C/Ref.  
**Category:** Locomotive parts  
**Description:** Weight, under-cab casting, M-1 type - see 'Cab'

**Price (£):**

---



**Ref No:** C/Ref.  
**Category:** Locomotive parts  
**Description:** Weight, cab, casting - see cab, above

**Price (£):**

---



**Ref No:** L.142  
**Category:** Locomotive parts  
**Description:** Weight, front, early M1 and other 0-4-0 loco.

**Price (£):** 2.50

---



**Ref No:** C/Ref.  
**Category:** Locomotive parts  
**Description:** Weight, under bogie, H-shape - see 'Bogie'

**Price (£):** 3.50

---



**Ref No:** C/Ref.  
**Category:** Locomotive parts  
**Description:** Weight, Pony Truck - see 'Pony'

**Price (£):**

---



**Ref No:** C/Ref.  
**Category:** Locomotive parts  
**Description:** Wheel, bogie, 6-spoke - see Wheels & Axles section

**Price (£):**

---



**Ref No:** C/Ref.  
**Category:** Locomotive parts  
**Description:** Wheel, locomotive driving, white metal castings - various types - see Wheels & Axles section

**Price (£):**

---



**Ref No:** C/Ref.  
**Category:** Locomotive parts  
**Description:** Wheel Nut, round, slotted - see 'Axle nut', above

**Price (£):**

---



**Ref No:** C/Ref  
**Category:** Locomotive parts  
**Description:** Wheel, Tender, see 'Wheels & Axles' section

**Price (£):**

---



**Ref No:** L.143  
**Category:** Locomotive parts  
**Description:** Whistle, brass turned, No. 2 Special Tank

**Price (£):** 2.25

---



**Ref No:** L.144  
**Category:** Locomotive parts  
**Description:** Whistle, brass, with fittings, Eton

**Price (£):** 3.50

---



**Ref No:** L.145  
**Category:** Locomotive parts  
**Description:** Whistle, casting, double on rectangular base

**Price (£):** 1.95

---



**Ref No:** C/Ref.

**Category:** Locomotive parts

**Description:** Whistle, button type (No. 3 locos) - see Safety valve, above

**Price (£):**

---



**Ref No:** C/Ref.

**Category:** Locomotive parts

**Description:** Whistle Lever - with Safety Valve - 2711 type - see Safety Valve

**Price (£):**

---




**Ref No:** L.146

**Category:** Locomotive parts

**Description:** Winding Key - Hornby types. Various available. From £5

**Price (£):**

---



**Ref No:**

**Category:**

**Description:** scroll to next category, below

**Price (£):**

---



**Ref No:** Parts for Loco. Tender

**Category:**

**Description:**

**Price (£):**

---





**Ref No:** C/Ref.  
**Category:** Loco. Tender parts  
**Description:** Axle for Tender Wheel, knurled - see 'Wheels & Axles' section

**Price (£):**

---



**Ref No:** C/Ref.  
**Category:** Loco. Tender parts  
**Description:** Axle for Tender Wheel, crimped - see 'Wheels & Axles' section)

**Price (£):**

---



**Ref No:** LT.1  
**Category:** Loco. Tender parts  
**Description:** Axle Box, Princess Elizabeth Tender. Set of 6 (castings)

**Price (£):** 11.00

---



**Ref No:** LT.2  
**Category:** Loco. Tender parts  
**Description:** Axle Box Cover (Tender, as coach and wagon), tinplate

**Price (£):** 1.25

---



**Ref No:** C/Ref.  
**Category:** Loco. Tender parts  
**Description:** Brace (Frame Spacer), tinplate, tender sub-frame - see 'Under-frame'.

**Price (£):**

---



**Ref No:** LT.3

**Category:** Loco. Tender parts

**Description:** Brake/Water Control Column, with handle, non-column, fascia-mounted, for L.N.E.R. tender

**Price (£):** 1.85

---



**Ref No:** LT.4

**Category:** Loco. Tender parts

**Description:** Brake/Water Control Column, floor mounted, with wire handle, long, for L.M.S. and S.R. tenders

**Price (£):** 2.60

---



**Ref No:** LT.5

**Category:** Loco. Tender parts

**Description:** Brake/Water Control Column, floor mounted, with wire handle, shorter, for G.W.R. tender.

**Price (£):** 2.60

---




**Ref No:** LT.6

**Category:** Loco. Tender parts

**Description:** Buffer, oval, casting

**Price (£):** 1.60

---



**Ref No:** LT.7

**Category:** Loco. Tender parts

**Description:** Buffer, round, casting (not with square shoulder, for which see locomotive section)


**Price (£):** 1.60

---



**Ref No:** LT.8  
**Category:** Loco. Tender parts  
**Description:** Buffer, round, casting, with square shoulder - P.E. tender (also 'Eton' locomotive)  
**Price (£):** 1.80

---



**Ref No:** LT.9  
**Category:** Loco. Tender parts  
**Description:** Coal Load, suit 2-axle No. 1/post-war Tender, tinplate, sprayed black  
**Price (£):** 5.50

---



**Ref No:** LT.10  
**Category:** Loco. Tender parts  
**Description:** Coal Load, suit 2-axle No.1 Special Tender  
**Price (£):** 6.00

---



**Ref No:** LT.11  
**Category:** Loco. Tender parts  
**Description:** Coal Load - lumps of 'composition' material, painted black, to form 'loose load' of coal. Bank cash-bag size.  
**Price (£):** 3.00

---



**Ref No:** C/Ref.  
**Category:** Loco. Tender parts  
**Description:** Dome - Tender top - see 'Water Dome'  
**Price (£):**

---



**Ref No:** LT.12

**Category:** Loco. Tender parts

**Description:** Draw-eye (Draw-bar) assembly, affixed to tender, with tension spring and sliding nut/bolt

**Price (£):** 5.75



**Ref No:** LT.13

**Category:** Loco. Tender parts

**Description:** Draw-eye (Draw-bar), affixed to tender, spring type, but without spring and sliding pivot

**Price (£):** 4.50



**Ref No:** LT.14

**Category:** Loco. Tender parts

**Description:** Draw-eye (Draw-bar), affixed to tender, cranked, long type (2711)

**Price (£):** 3.25




**Ref No:** LT.15

**Category:** Loco. Tender parts

**Description:** Draw-eye (Draw-bar) Spring only, affixed to tender (Specials and No. 3s)

**Price (£):** 2.00



**Ref No:** LT.16

**Category:** Loco. Tender parts

**Description:** Draw-eye (Draw-bar), affixed to tender, short with crank (2710, No.1, post-war etc)


**Price (£):** 2.25



**Ref No:** LT.17  
**Category:** Loco. Tender parts  
**Description:** Filler Cap, tender top, small, L.M.S. type

**Price (£):** 1.75

---



**Ref No:** LT.18  
**Category:** Loco. Tender parts  
**Description:** Front detail, casting, Princess Elizabeth tender

**Price (£):** 8.00

---



**Ref No:** C/Ref.  
**Category:** Loco. Tender parts  
**Description:** Gauge, Water Level, tender fascia mounted - see 'Water Gauge'

**Price (£):**

---



**Ref No:** LT.19  
**Category:** Loco. Tender parts  
**Description:** Handrail, tender, wire with 2 white-metal fixing knobs (same as on Locomotive Cab, 4-4-0 type). Fine type £4.25 each. Economy type £2.75 each

**Price (£):**


---



**Ref No:** LT.20  
**Category:** Loco. Tender parts  
**Description:** Lamp, Tail (Tender), with back slot, unpainted ('large', as L.106 Loco Lamp) [or smaller £1.25]

**Price (£):** 2.25


---



**Ref No:** C/Ref.  
**Category:** Loco. Tender parts  
**Description:** Load, Coal, Tender - see Coal above

**Price (£):**

---



**Ref No:** LT.21  
**Category:** Loco. Tender parts  
**Description:** Pivot Bolt - NORD tender (also Pullman Coach)

**Price (£):** 1.75

---



**Ref No:** LT.22  
**Category:** Loco. Tender parts  
**Description:** Poker Rest, No. 2 Special tenders (L.N.E.R. and G.W.R. types). Pre-used only, as available

**Price (£):** 1.75


---



**Ref No:** LT.23  
**Category:** Loco. Tender parts  
**Description:** Separator Plate, tender top, L.M.S. centre with two 'ears'

**Price (£):** 3.00

---



**Ref No:** C/Ref.  
**Category:** Loco. Tender parts  
**Description:** Spacer (under-frame) - see 'Under-frame'

**Price (£):**

---



**Ref No:** C/Ref.  
**Category:** Loco. Tender parts  
**Description:** Spring, tender draw-eye assembly - see LT.14

**Price (£):**

---



**Ref No:** C/Ref.  
**Category:** Loco. Tender parts  
**Description:** Tail Lamp (Tender) - see Lamp, above

**Price (£):**

---



**Ref No:** LT.24  
**Category:** Loco. Tender parts  
**Description:** Tool Box, tender top, casting, long type (G.W.R.)

**Price (£):** 2.25


---



**Ref No:** LT.25  
**Category:** Loco. Tender parts  
**Description:** Tool Box, tender front shelf panel, casting, short type, (L.N.E.R.)

**Price (£):** 2.00

---



**Ref No:** LT.26  
**Category:** Loco. Tender parts  
**Description:** Under-frame Spacer (Brace)

**Price (£):** 1.75

---



**Ref No:** LT.27  
**Category:** Loco. Tender parts  
**Description:** Vacuum Pipe, with flat bracket

**Price (£):** 1.75

---



**Ref No:** LT.28  
**Category:** Loco. Tender parts  
**Description:** Ventilator Pipe, Tender, L.M.S. (tall) and G.W.R. (shorter) types .

**Price (£):** 1.75

---



**Ref No:** C/Ref.  
**Category:** Loco. Tender parts  
**Description:** Water-Brake Column - see 'Brake'

**Price (£):**

---



**Ref No:** LT.29  
**Category:** Loco. Tender parts  
**Description:** Water Dome ('Filler Cap'), tender top, with under-post, L.N.E.R. type (short post) and L.M.S. (taller post). (NB: The L.N.E.R. item is not the large 'splash dome' beneath the separator plate).

**Price (£):** 1.75

---



**Ref No:** LT.30  
**Category:** Loco. Tender parts  
**Description:** Water Dome, G.W.R. tender top, shallow, casting in place of original tin pressing

**Price (£):** 1.95

---





**Ref No:** LT.31  
**Category:** Loco. Tender parts  
**Description:** Water Level Gauge, G.W. Tender - fascia-mounted (short)

**Price (£):** 0.95

---



**Ref No:** C/Ref.  
**Category:** Loco. Tender parts  
**Description:** Wheel, 8-spoke. Tender type. 24mm across treads. - see Wheels & Axles category

**Price (£):**

---



**Ref No:**  
**Category:**  
**Description:** end of listing of Locomotive and Tender parts

**Price (£):**

---