




Ref No: CW.1

Category: Coach & Wagon parts (other than buffers and couplings)

Description: Axle Carrier (Axle Box), casting, numerous designs as yet unidentified. Price each

Price (£): 2.50.




Ref No: CW.2

Category: Coach & Wagon parts (other than buffers and couplings)

Description: Axle Box Cover, tinplate, B-L 1921 type

Price (£): 1.50.



Ref No: CW.3

Category: Coach & Wagon parts (other than buffers and couplings)

Description: Axle Frame - large scale. Numerous patterns available - send sketch or sample

Price (£): Priced according to specification



Ref No: CW.4

Category: Coach & Wagon parts (other than buffers and couplings)


Description: Axle Frame - Bond's style Some brass originals, others white metal replica

Price (£): 3.50.




Ref No: CW.5
Category: Coach & Wagon parts (other than buffers and couplings)
Description: Axle Frame, LMC wagon type

Price (£): 3.00.




Ref No: CW.6
Category: Coach & Wagon parts (other than buffers and couplings)
Description: Bearing, brass, double-facing, 3/16-in flat face, plus 1/4-in. flat face

Price (£): 2.50.



Ref No: CW.7
Category: Coach & Wagon parts (other than buffers and couplings)
Description: Bearing, cast, double-facing, 1/4-in. flat face, plus 5/16ths.-inch tapered face

Price (£): 2.50.



Ref No: CW.8
Category: Coach & Wagon parts (other than buffers and couplings)
Description: Door Handle, Coach, 'tap' design'. Bing style, with wire spigot

Price (£): 2.50.




Ref No: CW.9

Category: Coach & Wagon parts (other than buffers and couplings)

Description: Coach roof vent - see 'Vent'

Price (£):




Ref No: CW.10

Category: Coach & Wagon parts (other than buffers and couplings)

Description: Door Handle Ferrule, cast.

Price (£): 0.75



Ref No: CW.11

Category: Coach & Wagon parts (other than buffers and couplings)

Description: Pick-up Roller, 11mm. face, brass

Price (£): 5.00



Ref No: CW.12

Category: Coach & Wagon parts (other than buffers and couplings)

Description: Vent, coach roof, small with flat top (Marklin?)

Price (£): 1.25.



Ref No: CW.13

Category: Coach & Wagon parts (other than buffers and couplings)

Description: Vent, coach roof, B-L up to 1931

Price (£): 1.25.



Ref No: CW.14

Category: Coach & Wagon parts (other than buffers and couplings)

Description: Vent, coach roof, B-L T.P.O. style

Price (£): 1.50.




Ref No: CW.15

Category: Coach & Wagon parts (other than buffers and couplings)

Description: Vent, coach roof, 'bollard-shape' Marklin gauge 0

Price (£): 1.50



Ref No: CW.16

Category: Coach & Wagon parts (other than buffers and couplings)

Description: Vent, coach roof, brass, 'lampshade', with threaded spigot. Milbro type

Price (£): 1.50



Ref No: CW.17

Category: Coach & Wagon parts (other than buffers and couplings)

Description: Vent, coach roof, LMC 1920-1940 LMS/LNER

Price (£): 1.50.



Ref No: CW.18

Category: Coach & Wagon parts (other than buffers and couplings)

Description: Vent, coach roof, torpedo type with wide centre section Unidentified application.

Price (£): 1.50.




Ref No: CW.19

Category: Coach & Wagon parts (other than buffers and couplings)

Description: Vent, coach roof, sea-shell pattern. Unidentified application (possibly Milbro).

Price (£): 1.50.



Ref No: CW.20

Category: Coach & Wagon parts (other than buffers and couplings)

Description: Vent, coach roof, 'helmet' type with longitudinal ridge. Unidentified application.

Price (£): 1.50.



Ref No: CW.21

Category: Coach & Wagon parts (other than buffers and couplings)

Description: Vent, coach roof, G-1 Marklin style

Price (£): 1.75.



Ref No: CW.22

Category: Coach & Wagon parts (other than buffers and couplings)

Description: Vent, coach roof, torpedo type with pointed ends, standard B-L type

Price (£): 1.50.



Ref No: CW.23

Category: Coach & Wagon parts (other than buffers and couplings)

Description: Vent, coach roof, torpedo type, very narrow profile. Unidentified application.

Price (£): 1.50.




Ref No: CW.24

Category: Coach & Wagon parts (other than buffers and couplings)

Description: Vent, coach roof, torpedo type, G-1 Bing style

Price (£): 1.75.



Ref No: CW.25

Category: Coach & Wagon parts (other than buffers and couplings)

Description: Vent, coach roof, finial style, with concentric rings and pin atop. Unidentified application.

Price (£): 1.50.




Ref No: CW.26

Category: Coach & Wagon parts (other than buffers and couplings)

Description: Vent, coach roof, sea-shell pattern, small.. Believed Milbro style

Price (£): 1.50.



Ref No: CW.27

Category: Coach & Wagon parts (other than buffers and couplings)

Description: Vent, coach roof, torpedo type, small, with stump spigot. Unidentified application.

Price (£): 1.50.



Ref No: CW.28

Category: Coach & Wagon parts (other than buffers and couplings)

Description: Vent, coach roof, torpedo styles, tiny. With spigot. Unidentified application.

Price (£): 1.25.



Ref No: CW.29

Category: Coach & Wagon parts (other than buffers and couplings)

Description: Vent, coach roof, torpede type, B-L 1931-1940, all companies plus T.P.O.

Price (£): 1.50.




Ref No: CW.30

Category: Coach & Wagon parts (other than buffers and couplings)

Description: Vent or wagon drain cock, cast, small. Bing

Price (£): 1.00.



Ref No:

Category:

Description: end of Non-Hornby Coach & Wagon list - please select other pages as required

Price (£):